

Signify Classified - Internal
Cooper Lighting Solutions Photometric Lab
1121 Highway 74 South
Peachtree City, GA 30269



Scaled data based on original data using
LM-79-08 Approved Method: Electrical and Photometric Measurements of Solid-
State Lighting Products

Test Report Prepared for
Cooper Lighting Solutions
(formerly Eaton)

Brand: STREETWORKS

Report Number: P868061

Luminaire Tested: **MEM2-HSN-SA-90-722-U-T3-HSS**

Issue Date: 08/21/2024



Test Information

Test Method: LM-79-08
Report Number: P868061
Test Lab: INNOVATION CENTER(G3)
Issue Date: 08/21/2024
Manufacturer: COOPER LIGHTING SOLUTIONS (FORMERLY EATON)
Product Line: STREETWORKS
Catalog Number: MEM2-HSN-SA-90-722-U-T3-HSS
Description: EPIC MODERN SHORT HOUSING DISCRETE LED ARRAYS 90W 70CRI 2200K
FIXTURE w/ TYPE III DISTRIBUTION OPTIC AND HOUSE SIDE SHIELD
Light Source: (20) 2200K CCT, 70 CRI LEDS
Ballast/Driver: ELECTRONIC DRIVER

Summary

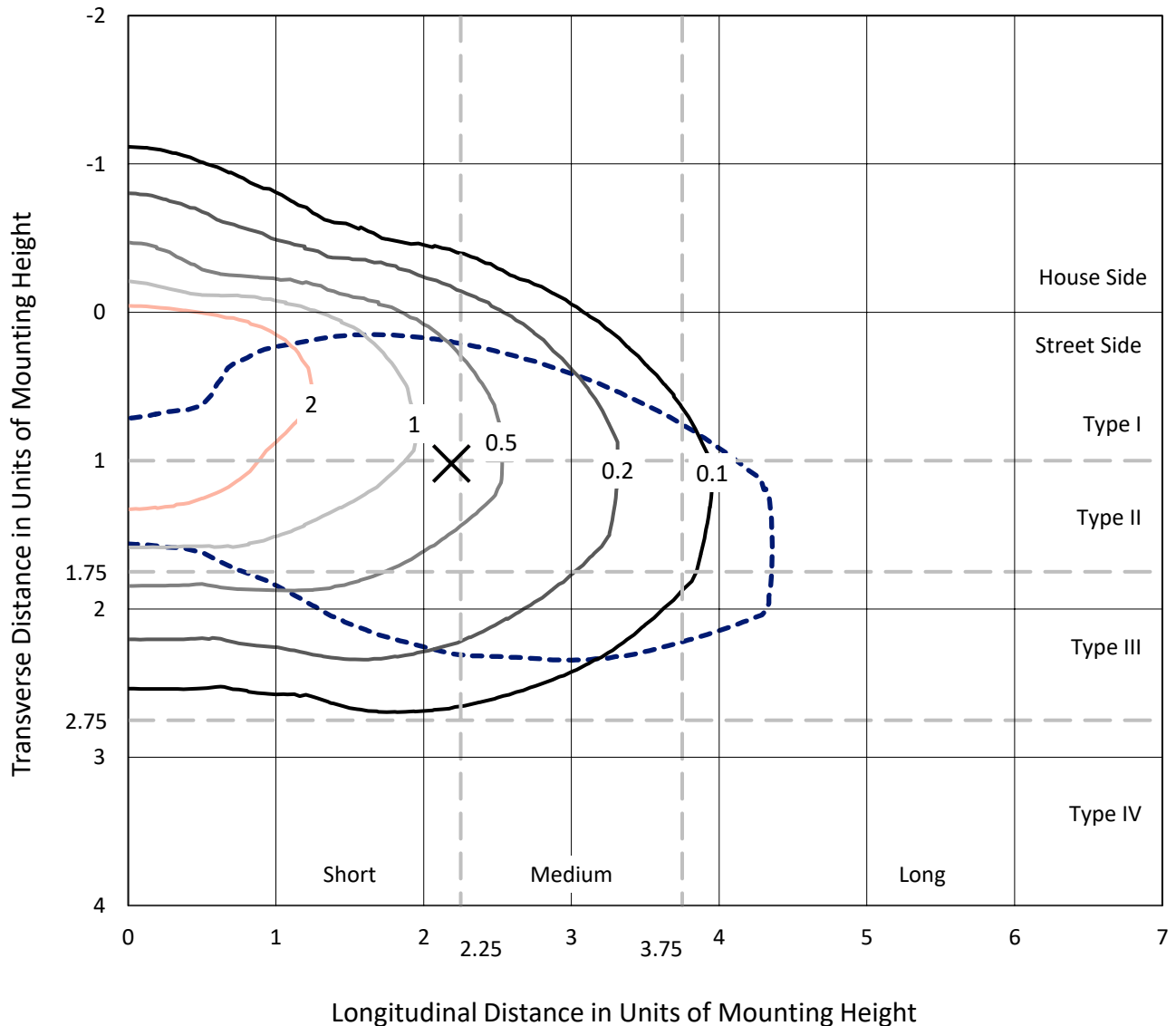
Lumens per Lamp: N/A
Luminaire Lumens: 7717 lumens
Efficiency: N/A
Efficacy: 85.7 lumens/watt
Luminous Opening: Rectangular (W 0.67' x L: 0.33' x H: 0')
IES Classification: Type III - Short
BUG Rating: B1 - U0 - G2

Input Watts (W): 90
Input Voltage (V): 120
Input Current (A_{in}): NR
Voltage Rise (V): NR
Power Factor: 0.99
Total Harmonic Distortion (THDi): 6.20%
Frequency (hertz): 60
Stabilization Time: NR
Operation Time: NR
Ambient Temperature (°C): NR
Test Distance: 24 FT

REPORT NUMBER: P868061
 CATALOG NUMBER: MEM2-HSN-SA-90-722-U-T3-HSS

Iso-Footcandle Lines of Horizontal Illumination

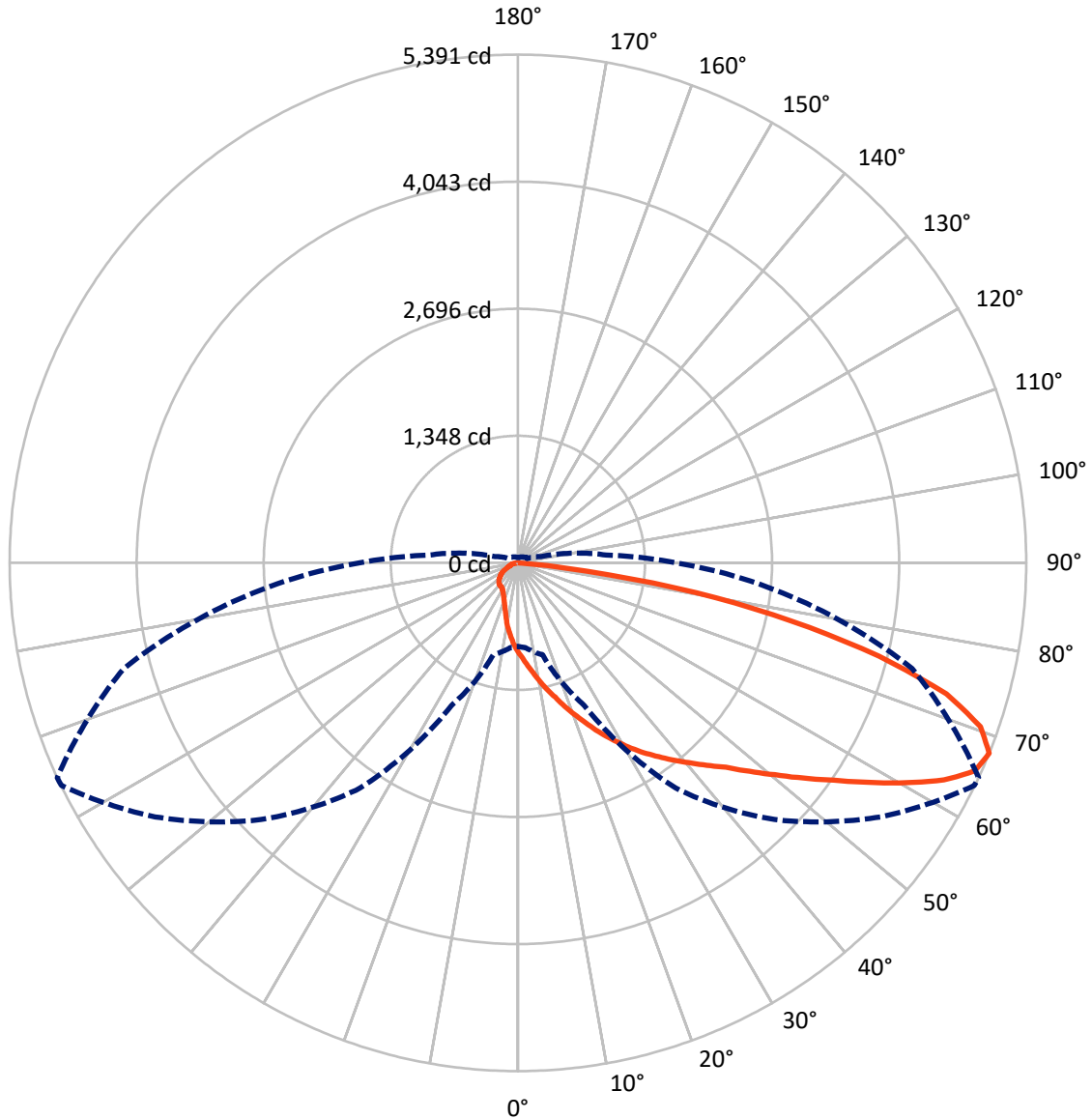
× Max cd
 - - - 1/2 Max cd



Based on 20 foot mounting height. Maximum calculated value = 4.4 fc
 Type III - Short - N/A

REPORT NUMBER: P868061
CATALOG NUMBER: MEM2-HSN-SA-90-722-U-T3-HSS

Luminous Intensity Polar Plot



— Vertical Plane Through 65-Deg Lateral - - - Horizontal Cone Through 67.5-Deg Vertical

REPORT NUMBER: P868061
 CATALOG NUMBER: MEM2-HSN-SA-90-722-U-T3-HSS

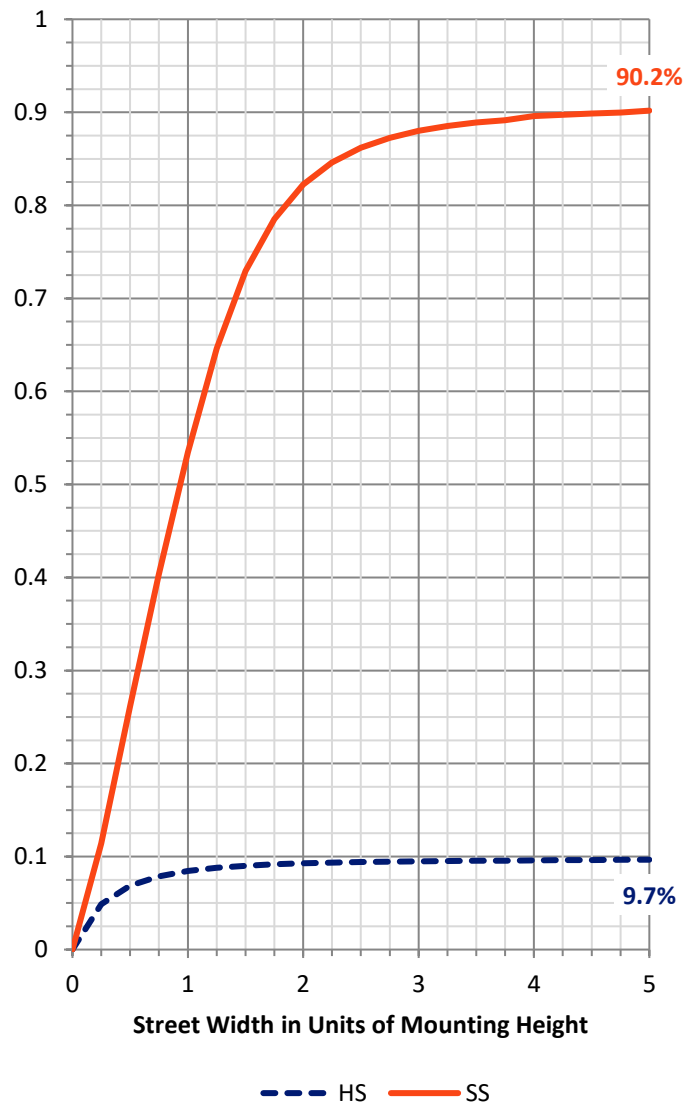
FLUX DISTRIBUTION:

		Downward	Upward	Total
House Side	Lumens	751.1	0.0	751.1
	% Fixture	9.7	0.0	9.7
Street Side	Lumens	6965.9	0.0	6965.9
	% Fixture	90.3	0.0	90.3
Total	Lumens	7717.0	0.0	7717.0
	% Fixture	100.0	0.0	100.0

Coefficient of Utilization

ZONAL LUMENS:

Zone	Lumens	% Fixture
0°-10°	93.3	1.2
10°-20°	309.7	4.0
20°-30°	563.6	7.3
30°-40°	872.2	11.3
40°-50°	1318.5	17.1
50°-60°	1715.3	22.2
60°-70°	1692.1	21.9
70°-80°	1030.0	13.3
80°-90°	122.4	1.6
90°-100°	0.0	0.0
100°-110°	0.0	0.0
110°-120°	0.0	0.0
120°-130°	0.0	0.0
130°-140°	0.0	0.0
140°-150°	0.0	0.0
150°-160°	0.0	0.0
160°-170°	0.0	0.0
170°-180°	0.0	0.0
0°-90°	7717.0	100.0
0°-180°	7717.0	100.0



REPORT NUMBER: P868061

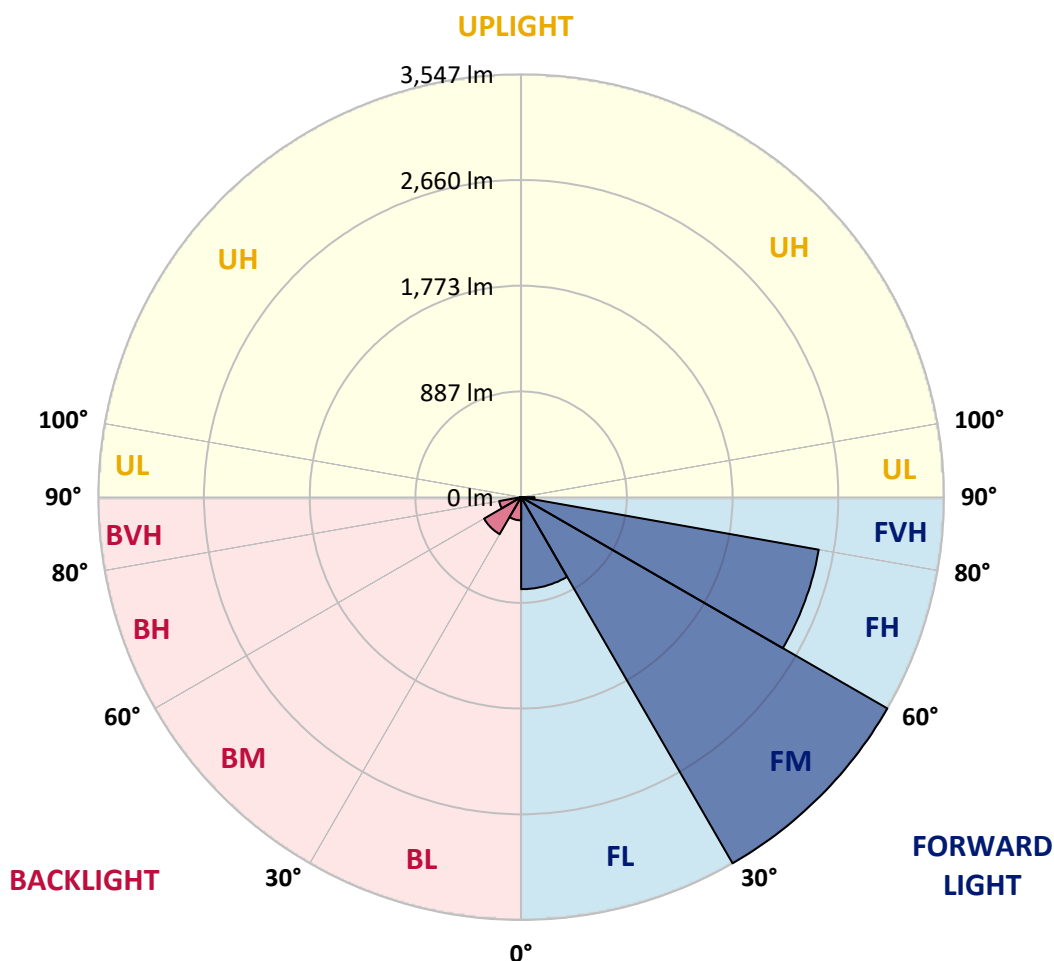
CATALOG NUMBER: MEM2-HSN-SA-90-722-U-T3-HSS

LUMINAIRE CLASSIFICATION SYSTEM LUMEN TABLE AND BUG RATING:

Zone		Lumens	% Fixture	Zone Rating/Lumen Limit		
				B	U	G
FL	(0°-30°)	772.2	10.0			
FM	(30°-60°)	3546.7	46.0			
FH	(60°-80°)	2535.1	32.9			G2/5000
FVH	(80°-90°)	111.9	1.5			G2/225
BL	(0°-30°)	194.4	2.5	B1/500		
BM	(30°-60°)	359.2	4.7	B1/1000		
BH	(60°-80°)	187.0	2.4	B1/500		G1/500
BVH	(80°-90°)	10.5	0.1			G1/100
UL	(90°-100°)	0.0	0.0		U0/0	
UH	(100°-180°)	0.0	0.0		U0/0	

BUG Rating: B1-U0-G2

Type III Short





REPORT NUMBER: P868061

CATALOG NUMBER: MEM2-HSN-SA-90-722-U-T3-HSS

CANDELA DISTRIBUTION (FULL):

	0°	5°	15°	25°	35°	45°	55°	64°	65°	75°	85°
0°	953.6	953.6	953.6	953.6	953.6	953.6	953.6	953.6	953.6	953.6	953.6
2.5°	1114.3	1105.5	1112.1	1096.7	1079.1	1065.9	1039.5	1017.4	1015.2	993.2	969.0
5°	1328.0	1299.3	1301.5	1270.7	1233.3	1193.6	1151.8	1096.7	1096.7	1043.9	988.8
7.5°	1519.6	1515.1	1495.3	1446.9	1402.8	1341.2	1264.1	1193.6	1178.2	1096.7	1010.8
10°	1704.5	1697.9	1680.3	1642.9	1568.0	1499.7	1402.8	1297.1	1277.3	1160.6	1037.3
12.5°	1852.1	1854.3	1834.5	1803.6	1737.6	1656.1	1528.4	1396.2	1378.6	1222.2	1063.7
15°	1982.0	1979.8	1975.4	1949.0	1885.1	1810.3	1660.5	1506.3	1477.7	1288.3	1090.1
17.5°	2081.1	2076.7	2067.9	2045.9	2015.1	1942.4	1799.2	1623.1	1598.8	1365.4	1120.9
20°	2109.8	2107.6	2107.6	2123.0	2109.8	2065.7	1938.0	1744.2	1717.8	1446.9	1162.8
22.5°	2162.6	2160.4	2158.2	2173.6	2182.4	2178.0	2067.9	1867.5	1843.3	1541.6	1215.6
25°	2230.9	2226.5	2219.9	2235.3	2246.3	2272.7	2197.8	2012.9	1984.2	1651.7	1268.5
27.5°	2321.2	2325.6	2316.8	2314.6	2314.6	2330.0	2312.4	2142.8	2116.4	1757.4	1330.2
30°	2440.1	2446.7	2431.3	2420.3	2400.5	2398.3	2402.7	2288.1	2250.7	1871.9	1394.0
32.5°	2556.8	2563.4	2554.6	2539.2	2488.5	2468.7	2486.3	2411.5	2387.2	1997.4	1475.5
35°	2651.5	2666.9	2666.9	2636.1	2565.6	2554.6	2583.2	2532.6	2515.0	2145.0	1572.4
37.5°	2779.2	2788.1	2779.2	2722.0	2633.9	2647.1	2691.2	2660.3	2649.3	2303.6	1686.9
40°	3052.3	3063.3	3006.1	2869.5	2728.6	2744.0	2821.1	2803.5	2785.8	2459.9	1792.6
42.5°	3433.3	3406.9	3395.9	3092.0	2873.9	2865.1	2962.0	2937.8	2935.6	2618.5	1889.5
45°	3684.4	3693.2	3638.1	3349.6	3180.1	3014.9	3118.4	3109.6	3092.0	2779.2	2006.3
47.5°	3858.3	3838.5	3702.0	3563.2	3596.3	3210.9	3292.4	3314.4	3303.4	2962.0	2149.4
50°	3931.0	3911.2	3820.9	3728.4	3768.1	3435.5	3470.7	3543.4	3532.4	3147.0	2270.5
52.5°	3840.7	3816.5	3823.1	3847.3	3827.5	3611.7	3691.0	3805.5	3792.3	3362.8	2411.5
55°	3265.9	3329.8	3576.5	3823.1	3816.5	3746.0	3926.6	4094.0	4067.6	3587.5	2532.6
57.5°	2633.9	2669.1	2981.8	3649.1	3781.3	3858.3	4195.3	4402.3	4393.5	3812.1	2642.7
60°	2094.3	2131.8	2369.6	3288.0	3699.8	3975.1	4470.6	4743.7	4734.8	4038.9	2722.0
62.5°	1664.9	1664.9	1876.3	2768.2	3543.4	4043.3	4688.6	5087.2	5071.8	4221.7	2741.8
65°	1198.0	1213.4	1372.0	2226.5	3290.2	4025.7	4794.3	5331.7	5322.8	4325.2	2700.0
67.5°	885.3	902.9	1008.6	1669.3	2915.8	3849.5	4697.4	5386.7	5391.1	4327.4	2563.4
70°	691.5	695.9	775.2	1160.6	2389.4	3457.5	4334.0	5203.9	5203.9	4219.5	2360.8
72.5°	526.3	530.7	599.0	790.6	1759.6	2858.5	3790.1	4719.4	4752.5	3933.2	2061.3
75°	407.4	416.2	462.5	568.2	1103.3	2032.7	3114.0	3865.0	3955.2	3378.3	1697.9
77.5°	314.9	323.7	361.2	416.2	643.1	1253.1	2189.0	2889.4	2970.8	2660.3	1310.3
80°	253.3	257.7	281.9	312.7	389.8	645.3	1336.8	1898.3	1922.6	1808.0	867.7
82.5°	116.7	125.5	152.0	171.8	193.8	299.5	570.4	702.5	733.3	717.9	356.8
85°	13.2	13.2	15.4	17.6	19.8	30.8	39.6	35.2	35.2	41.8	37.4
87.5°	0.0	0.0	0.0	2.2	4.4	4.4	6.6	6.6	6.6	6.6	6.6
90°	0.0	0.0	0.0	0.0	0.0	0.0	0.0	0.0	0.0	0.0	0.0



REPORT NUMBER: P868061

CATALOG NUMBER: MEM2-HSN-SA-90-722-U-T3-HSS

CANDELA DISTRIBUTION (continued):

	90°	95°	105°	115°	125°	135°	145°	155°	165°	175°	180°
0°	953.6	953.6	953.6	953.6	953.6	953.6	953.6	953.6	953.6	953.6	953.6
2.5°	955.8	940.4	911.7	887.5	865.5	843.5	832.5	806.0	799.4	803.8	788.4
5°	960.2	929.4	869.9	814.8	768.6	724.5	687.1	647.5	638.7	625.4	618.8
7.5°	966.8	920.5	828.0	742.2	671.7	607.8	561.6	530.7	506.5	499.9	497.7
10°	975.6	909.5	781.8	673.9	577.0	510.9	469.1	447.1	438.2	431.6	433.8
12.5°	982.2	898.5	737.8	596.8	502.1	442.7	422.8	405.2	400.8	398.6	398.6
15°	991.0	887.5	684.9	528.5	438.2	403.0	383.2	376.6	376.6	374.4	374.4
17.5°	1002.0	878.7	640.9	475.7	400.8	367.8	359.0	350.2	350.2	350.2	348.0
20°	1024.0	874.3	601.2	431.6	367.8	345.8	332.5	325.9	323.7	321.5	321.5
22.5°	1046.1	874.3	557.2	398.6	345.8	321.5	308.3	301.7	299.5	299.5	299.5
25°	1076.9	872.1	521.9	370.0	325.9	297.3	284.1	277.5	273.1	273.1	270.9
27.5°	1112.1	872.1	491.1	348.0	303.9	275.3	259.9	253.3	246.7	246.7	244.4
30°	1147.4	876.5	464.7	330.3	281.9	255.5	235.6	226.8	222.4	220.2	220.2
32.5°	1193.6	889.7	447.1	317.1	262.1	235.6	215.8	207.0	202.6	200.4	200.4
35°	1264.1	922.7	449.3	310.5	248.9	218.0	198.2	187.2	185.0	185.0	182.8
37.5°	1339.0	953.6	455.9	306.1	235.6	204.8	185.0	174.0	171.8	171.8	171.8
40°	1402.8	980.0	464.7	303.9	224.6	191.6	174.0	165.2	160.8	160.8	160.8
42.5°	1466.7	995.4	466.9	297.3	218.0	180.6	165.2	156.4	152.0	154.2	154.2
45°	1530.6	1006.4	460.3	288.5	211.4	171.8	156.4	147.6	143.1	143.1	143.1
47.5°	1607.6	1030.7	449.3	275.3	207.0	165.2	147.6	138.7	136.5	136.5	136.5
50°	1684.7	1050.5	440.5	259.9	196.0	156.4	140.9	129.9	127.7	127.7	127.7
52.5°	1748.6	1059.3	429.4	240.0	185.0	147.6	132.1	121.1	116.7	116.7	116.7
55°	1797.0	1061.5	414.0	224.6	169.6	138.7	123.3	112.3	107.9	105.7	105.7
57.5°	1836.7	1059.3	398.6	209.2	156.4	127.7	112.3	103.5	96.9	94.7	94.7
60°	1858.7	1052.7	376.6	189.4	138.7	116.7	103.5	92.5	88.1	85.9	85.9
62.5°	1845.5	1035.1	345.8	158.6	125.5	105.7	94.7	85.9	79.3	77.1	77.1
65°	1783.8	999.8	306.1	129.9	112.3	94.7	85.9	77.1	68.3	66.1	66.1
67.5°	1675.9	940.4	253.3	110.1	103.5	85.9	77.1	68.3	61.7	57.3	57.3
70°	1526.2	861.1	198.2	94.7	92.5	79.3	70.5	61.7	55.1	50.7	50.7
72.5°	1312.5	731.1	147.6	81.5	81.5	72.7	63.9	57.3	50.7	46.2	46.2
75°	1061.5	552.8	112.3	74.9	72.7	66.1	57.3	50.7	46.2	41.8	41.8
77.5°	775.2	367.8	92.5	68.3	68.3	59.5	52.9	46.2	41.8	39.6	39.6
80°	471.3	211.4	66.1	52.9	52.9	50.7	44.0	39.6	37.4	33.0	30.8
82.5°	191.6	81.5	35.2	26.4	26.4	24.2	15.4	13.2	13.2	13.2	11.0
85°	19.8	13.2	8.8	6.6	6.6	6.6	4.4	4.4	4.4	4.4	4.4
87.5°	6.6	6.6	4.4	4.4	4.4	4.4	2.2	2.2	2.2	2.2	2.2
90°	0.0	0.0	0.0	0.0	0.0	0.0	0.0	0.0	0.0	0.0	0.0

LM-79-2019: Approved Method: Electrical and Photometric Measurements of Solid-
State Lighting Products

Report Prepared for

Cooper Lighting Solutions

Streetworks

Report Number: SP1-2407-157-2

Test Date: 08/07/2024

Luminaire Tested: MEM2-HTN-SA-30-722-U-5WQ-2

Data in this report applies to families of products including MEM2-HTN-SA-30-722-U-5WQ-2

Test Information

Test Method: LM-79-2019
 Report Number: SP1-2407-157-2
 Test Lab: COOPER LIGHTING SOLUTIONS
 Photometer: SP1 - 76IN SPHERE
 Measurement Geometry: 4π
 Issue Date: 08/20/2024
 Manufacturer: COOPER LIGHTING SOLUTIONS
 Product Line: Streetworks
 Catalog Number: **MEM2-HTN-SA-30-722-U-5WQ-2**
 Description: Epic Modern Light Square 30W 5WQ Optic and Flare Trim

Spectral Parameters

CCT (K): 2253
 CIE u': 0.2868
 CIE v': 0.5332
 Duv: -0.0014
 CIE x: 0.4974
 CIE y: 0.4110
 CIE z: 0.0915
 Peak Wavelength (nm): 603
 Dominant Wavelength (nm): 587
 Purity: 72.69432
 Rf: 76.9
 Rg: 92.7

CRI (Ra):	70.6		
R1:	68.4	R9:	-36.0
R2:	88.7	R10:	78.2
R3:	85.4	R11:	61.0
R4:	63.5	R12:	74.2
R5:	69.0	R13:	72.8
R6:	88.9	R14:	92.2
R7:	68.5	R15:	58.0
R8:	32.0		



Test Conditions

Stabilization Time: 29M
 Operation Time: 1H 29M
 Sphere Temperature (°C): 24.1

REPORT NUMBER: SP1-2407-157-2

Measurement and Test Equipment			
Instrument	Identification Number	Calibration Date	Calibration Due Date
Photometer	IN0058	6/18/2024	12/18/2024
Power Meter	INXT2011004	2/8/2024	2/8/2025
AC Power Source	IN0063	10/24/2023	10/24/2024
DC Power Source	IN0208	10/24/2023	10/24/2024
Sphere Thermometer	IN0085	10/24/2023	10/24/2024
Room Thermometer	IN0046	10/24/2023	10/24/2024

REPORT NUMBER: SP1-2407-157-2

CIE 1931 Chromaticity Diagram



CIE 1931 Chromaticity Diagram with 2017 ANSI 7-Step and 4-Step Quadrangles



Point lies inside the ANSI 2200K 4-step quadrangle

REPORT NUMBER: SP1-2407-157-2

Photopic Flux vs. Wavelength



Photopic Lumens: NR

λ (nm)	Power W [^] /nm	Lumens (ϕ /nm)	λ (nm)	Power W [^] /nm	Lumens (ϕ /nm)	λ (nm)	Power W [^] /nm	Lumens (ϕ /nm)	λ (nm)	Power W [^] /nm	Lumens (ϕ /nm)	λ (nm)	Power W [^] /nm	Lumens (ϕ /nm)
360	0	NR	490	117	NR	620	896	NR	750	20	NR	880	0	NR
365	0	NR	495	137	NR	625	838	NR	755	17	NR	885	0	NR
370	0	NR	500	160	NR	630	774	NR	760	14	NR	890	0	NR
375	0	NR	505	183	NR	635	704	NR	765	12	NR	895	0	NR
380	0	NR	510	202	NR	640	635	NR	770	10	NR	900	0	NR
385	0	NR	515	219	NR	645	565	NR	775	9	NR	905	0	NR
390	0	NR	520	235	NR	650	501	NR	780	7	NR	910	0	NR
395	0	NR	525	249	NR	655	440	NR	785	6	NR	915	0	NR
400	0	NR	530	263	NR	660	383	NR	790	5	NR	920	0	NR
405	0	NR	535	281	NR	665	332	NR	795	5	NR	925	0	NR
410	1	NR	540	302	NR	670	286	NR	800	4	NR	930	0	NR
415	3	NR	545	331	NR	675	245	NR	805	3	NR	935	0	NR
420	6	NR	550	366	NR	680	210	NR	810	3	NR	940	0	NR
425	12	NR	555	411	NR	685	178	NR	815	3	NR	945	0	NR
430	21	NR	560	469	NR	690	152	NR	820	2	NR	950	0	NR
435	38	NR	565	536	NR	695	129	NR	825	2	NR	955	0	NR
440	66	NR	570	614	NR	700	109	NR	830	2	NR	960	0	NR
445	122	NR	575	701	NR	705	92	NR	835	1	NR	965	0	NR
450	215	NR	580	785	NR	710	77	NR	840	1	NR	970	0	NR
455	236	NR	585	863	NR	715	66	NR	845	1	NR	975	0	NR
460	170	NR	590	928	NR	720	55	NR	850	1	NR	980	0	NR
465	148	NR	595	971	NR	725	47	NR	855	1	NR	985	0	NR
470	132	NR	600	994	NR	730	40	NR	860	1	NR	990	0	NR
475	104	NR	605	996	NR	735	33	NR	865	1	NR	995	0	NR
480	97	NR	610	979	NR	740	28	NR	870	1	NR	1000	0	NR
485	105	NR	615	943	NR	745	24	NR	875	0	NR			

REPORT NUMBER: SP1-2407-157-2

Scotopic Flux vs. Wavelength



Scotopic Lumens: NR

S/P: 0.96

λ (nm)	Power W [^] /nm	Lumens (φ/nm)	λ (nm)	Power W [^] /nm	Lumens (φ/nm)	λ (nm)	Power W [^] /nm	Lumens (φ/nm)	λ (nm)	Power W [^] /nm	Lumens (φ/nm)	λ (nm)	Power W [^] /nm	Lumens (φ/nm)
360	0	NR	490	117	NR	620	896	NR	750	20	NR	880	0	NR
365	0	NR	495	137	NR	625	838	NR	755	17	NR	885	0	NR
370	0	NR	500	160	NR	630	774	NR	760	14	NR	890	0	NR
375	0	NR	505	183	NR	635	704	NR	765	12	NR	895	0	NR
380	0	NR	510	202	NR	640	635	NR	770	10	NR	900	0	NR
385	0	NR	515	219	NR	645	565	NR	775	9	NR	905	0	NR
390	0	NR	520	235	NR	650	501	NR	780	7	NR	910	0	NR
395	0	NR	525	249	NR	655	440	NR	785	6	NR	915	0	NR
400	0	NR	530	263	NR	660	383	NR	790	5	NR	920	0	NR
405	0	NR	535	281	NR	665	332	NR	795	5	NR	925	0	NR
410	1	NR	540	302	NR	670	286	NR	800	4	NR	930	0	NR
415	3	NR	545	331	NR	675	245	NR	805	3	NR	935	0	NR
420	6	NR	550	366	NR	680	210	NR	810	3	NR	940	0	NR
425	12	NR	555	411	NR	685	178	NR	815	3	NR	945	0	NR
430	21	NR	560	469	NR	690	152	NR	820	2	NR	950	0	NR
435	38	NR	565	536	NR	695	129	NR	825	2	NR	955	0	NR
440	66	NR	570	614	NR	700	109	NR	830	2	NR	960	0	NR
445	122	NR	575	701	NR	705	92	NR	835	1	NR	965	0	NR
450	215	NR	580	785	NR	710	77	NR	840	1	NR	970	0	NR
455	236	NR	585	863	NR	715	66	NR	845	1	NR	975	0	NR
460	170	NR	590	928	NR	720	55	NR	850	1	NR	980	0	NR
465	148	NR	595	971	NR	725	47	NR	855	1	NR	985	0	NR
470	132	NR	600	994	NR	730	40	NR	860	1	NR	990	0	NR
475	104	NR	605	996	NR	735	33	NR	865	1	NR	995	0	NR
480	97	NR	610	979	NR	740	28	NR	870	1	NR	1000	0	NR
485	105	NR	615	943	NR	745	24	NR	875	0	NR			

REPORT NUMBER: SP1-2407-157-2

Melanopic Flux vs. Wavelength



Melanopic Lumens: NR

M/P: 1.71

λ (nm)	Power W ² /nm	Lumens (φ/nm)	λ (nm)	Power W ² /nm	Lumens (φ/nm)	λ (nm)	Power W ² /nm	Lumens (φ/nm)	λ (nm)	Power W ² /nm	Lumens (φ/nm)	λ (nm)	Power W ² /nm	Lumens (φ/nm)
360	0	NR	490	117	NR	620	896	NR	750	20	NR	880	0	NR
365	0	NR	495	137	NR	625	838	NR	755	17	NR	885	0	NR
370	0	NR	500	160	NR	630	774	NR	760	14	NR	890	0	NR
375	0	NR	505	183	NR	635	704	NR	765	12	NR	895	0	NR
380	0	NR	510	202	NR	640	635	NR	770	10	NR	900	0	NR
385	0	NR	515	219	NR	645	565	NR	775	9	NR	905	0	NR
390	0	NR	520	235	NR	650	501	NR	780	7	NR	910	0	NR
395	0	NR	525	249	NR	655	440	NR	785	6	NR	915	0	NR
400	0	NR	530	263	NR	660	383	NR	790	5	NR	920	0	NR
405	0	NR	535	281	NR	665	332	NR	795	5	NR	925	0	NR
410	1	NR	540	302	NR	670	286	NR	800	4	NR	930	0	NR
415	3	NR	545	331	NR	675	245	NR	805	3	NR	935	0	NR
420	6	NR	550	366	NR	680	210	NR	810	3	NR	940	0	NR
425	12	NR	555	411	NR	685	178	NR	815	3	NR	945	0	NR
430	21	NR	560	469	NR	690	152	NR	820	2	NR	950	0	NR
435	38	NR	565	536	NR	695	129	NR	825	2	NR	955	0	NR
440	66	NR	570	614	NR	700	109	NR	830	2	NR	960	0	NR
445	122	NR	575	701	NR	705	92	NR	835	1	NR	965	0	NR
450	215	NR	580	785	NR	710	77	NR	840	1	NR	970	0	NR
455	236	NR	585	863	NR	715	66	NR	845	1	NR	975	0	NR
460	170	NR	590	928	NR	720	55	NR	850	1	NR	980	0	NR
465	148	NR	595	971	NR	725	47	NR	855	1	NR	985	0	NR
470	132	NR	600	994	NR	730	40	NR	860	1	NR	990	0	NR
475	104	NR	605	996	NR	735	33	NR	865	1	NR	995	0	NR
480	97	NR	610	979	NR	740	28	NR	870	1	NR	1000	0	NR
485	105	NR	615	943	NR	745	24	NR	875	0	NR			

Summary

$R_f = 76.9$
 $R_g = 92.7$
 CIE $R_a = 70.6$
 $R_9 = -36.0$

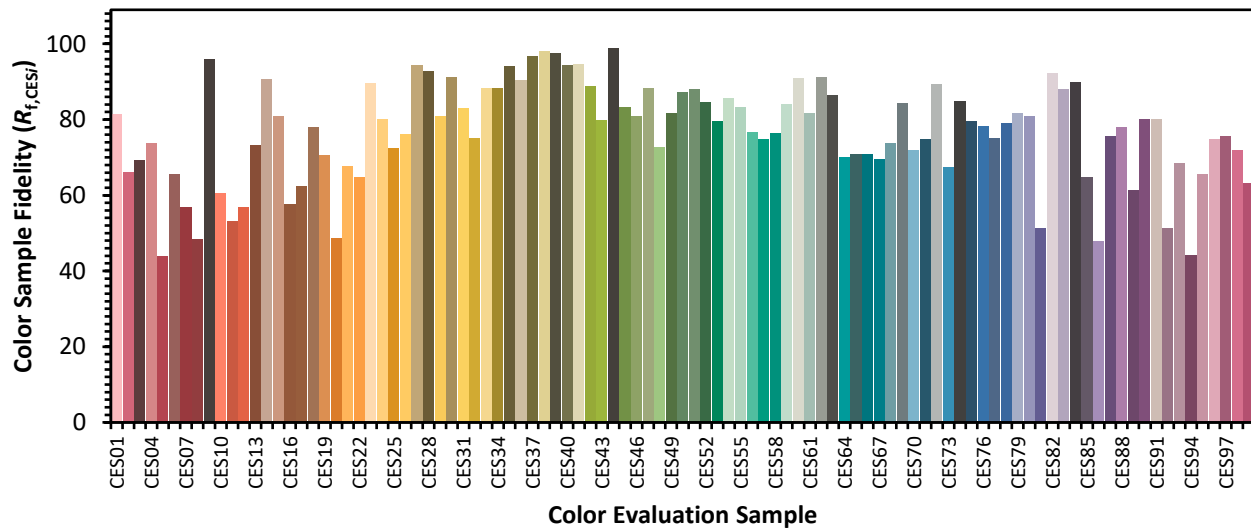


Color Vector Graphics



Individual Sample Fidelity Index ($R_{f,i}$)

CES01 = 87	CES26 = 76	CES51 = 88	CES76 = 78
CES02 = 65	CES27 = 94	CES52 = 85	CES77 = 75
CES03 = 32	CES28 = 93	CES53 = 80	CES78 = 79
CES04 = 72	CES29 = 81	CES54 = 86	CES79 = 82
CES05 = 51	CES30 = 91	CES55 = 83	CES80 = 81
CES06 = 52	CES31 = 83	CES56 = 77	CES81 = 51
CES07 = 44	CES32 = 75	CES57 = 75	CES82 = 92
CES08 = 42	CES33 = 88	CES58 = 76	CES83 = 88
CES09 = 29	CES34 = 88	CES59 = 84	CES84 = 90
CES10 = 79	CES35 = 94	CES60 = 91	CES85 = 65
CES11 = 62	CES36 = 90	CES61 = 82	CES86 = 48
CES12 = 68	CES37 = 97	CES62 = 91	CES87 = 76
CES13 = 45	CES38 = 98	CES63 = 86	CES88 = 78
CES14 = 75	CES39 = 97	CES64 = 70	CES89 = 61
CES15 = 72	CES40 = 94	CES65 = 71	CES90 = 80
CES16 = 48	CES41 = 95	CES66 = 71	CES91 = 80
CES17 = 51	CES42 = 89	CES67 = 70	CES92 = 51
CES18 = 57	CES43 = 80	CES68 = 74	CES93 = 68
CES19 = 74	CES44 = 99	CES69 = 84	CES94 = 44
CES20 = 68	CES45 = 83	CES70 = 72	CES95 = 66
CES21 = 88	CES46 = 81	CES71 = 75	CES96 = 75
CES22 = 81	CES47 = 88	CES72 = 89	CES97 = 76
CES23 = 92	CES48 = 73	CES73 = 68	CES98 = 72
CES24 = 92	CES49 = 82	CES74 = 85	CES99 = 63
CES25 = 73	CES50 = 87	CES75 = 80	



Color Rendition by Hue-Angle Bin



Measure Comparisons



(END OF REPORT)